

INCONEL® alloy 686 (UNS N06686/W.Nr. 2.4606) is a single-phase, austenitic Ni-Cr-Mo-W alloy offering outstanding corrosion-resistance in a range of severe environments. Its high nickel (Ni) and molybdenum (Mo) provide good resistance in reducing conditions, and high chromium (Cr) offers resistance to oxidizing media. Molybdenum (Mo) and tungsten (W) aid resistance to localized corrosion such as pitting. Iron (Fe) is closely controlled to enhance properties. Low carbon (C) helps minimize grain boundary precipitation to maintain corrosion-resistance in the heat-affected zones of welded joints. Resistance to general, pitting and crevice corrosion increases with the alloying (Cr+Mo+W) content, and INCONEL alloy 686 scores higher than competitive materials. INCONEL alloy 686 is protected by U.S. patent 5,019,184.

Alloy	Fe	Ni	Cr	Mo	W	Cr+Mo+W
UNS N06625	3	62	22	8.8	-	30.8
UNS N10276	6	57	15.5	16	3.9	35.4
UNS N06022	2	59.4	20.5	14.2	3.2	37.9
INCONEL alloy 686	1	57	20.5	16.3	3.9	40.7

Its matched composition welding products, designated as INCO-WELD® filler metals and welding electrode 686 CPT® also offer exceptional as-welded resistance to sulfuric or hydrochloric acids, to mixtures of the two, and to crevice or pitting corrosion in hot concentrated acid chloride solutions. These welding products are also used for dissimilar and overmatched welding applications (see pages 10 and 11).

INCONEL alloy 686 is used for resistance to aggressive media in chemical processing, pollution control, pulp and paper manufacture, and waste management applications.

Table 1 - Limiting Chemical Composition, %

Chromium.....	19.0-23.0
Molybdenum	15.0-17.0
Tungsten.....	3.0-4.4
Titanium.....	0.02-0.25
Iron.....	2.0 max.
Carbon.....	0.01 max.
Manganese	0.75 max.
Sulfur	0.02 max.
Silicon	0.08 max.
Phosphorus	0.04 max.
Nickel.....	Balance*

*Reference to the 'balance' of an alloy's composition does not guarantee this is exclusively of the element mentioned, but that it predominates and others are present only in minimal quantities.

Publication Number SMC-024
Copyright © Special Metals Corporation, 2005 (Feb 05)

INCONEL, INCOLOY, INCO-WELD, INCOFLUX and 686CPT are trademarks of the Special Metals Corporation group of companies.

Table 2 - Physical Properties

Density, lb/in ³	0.315
g/cm ³	8.73
Melting Range, °F	2440-2516
°C.....	1338-1380
Electrical Resistivity, ohm•circ mil/ft	744.4
μΩ•m	1.237
Permeability at 200 oersted (15.9 kA/m).....	1.0001

Table 3 - Thermal and Electrical Properties

Temperature	Specific Heat	Coefficient of Expansion ^a	Electrical Resistivity
°F	Btu/lb•°F	10 ⁻⁶ in/in•°F	ohm•circ mil/ft
0	0.087	-	-
70	0.089	-	744.4
200	0.092	6.67	749.2
400	0.098	6.81	756.7
600	0.104	7.00	760.9
800	0.110	7.17	765.6
1000	0.116	7.25	779.8
1200	0.122	7.49	776.1
°C	J/kg•°C	μm/m•°C	μΩ•cm
-15	364	-	-
20	373	-	123.7
100	389	11.97	124.6
200	410	12.22	125.7
300	431	12.56	126.3
400	456	12.87	127.2
500	477	13.01	128.9
600	498	13.18	129.5
700	519	-	127.9

^aMean coefficient of linear expansion between room temperature and temperature shown.

Table 3 - Thermal and Electrical Properties

Temperature	Thermal Conductivity	Temperature	Thermal Conductivity
°F	Btu•in/hr•ft ² •°F	°C	W/cm•K
77	68.09	25	0.098
212	76.59	100	0.110
392	88.54	200	0.128
572	102.61	300	0.148
752	115.09	400	0.166
932	129.27	500	0.186
1112	148.47	600	0.214
1292	163.32	700	0.235
1472	175.58	800	0.253
1652	183.09	900	0.264
1832	205.35	1000	0.296
2012	219.24	1100	0.316
2102	226.06	1150	0.326

INCONEL® alloy 686®

INCONEL® alloy 686

Table 4 - Moduli of Elasticity and Poisson's Ratio

Temperature	Young's Modulus	Shear Modulus	Poisson's Ratio
°F	10 ³ ksi	10 ³ ksi	
70	30.0	11.1	0.35
200	29.7	10.9	0.36
400	28.5	10.5	0.36
600	28.0	10.2	0.37
800	26.9	9.9	0.36
1000	26.0	9.5	0.37
1200	24.6	9.1	0.35
°C	GPa	GPa	
20	207	77	0.34
100	205	75	0.37
200	197	72	0.37
300	193	70	0.38
400	185	69	0.34
500	183	67	0.37
600	173	65	0.33
700	165	61	0.35

Table 5 - Mechanical Properties

Product Form	Thickness or Diameter		Tensile Strength		Yield Strength (0.2% Offset)		Elongation
	in	mm	ksi	MPa	ksi	MPa	%
Plate	0.500	12.7	104.7	722	52.8	364	71
Plate	0.250	6.35	106.3	733	57.9	399	68
Sheet	0.125	3.18	116.5	803	61.1	421	59
Sheet	0.062	1.57	123.0	848	59.2	408	59
Rod	1.50	38.1	117.5	810	52.1	359	56

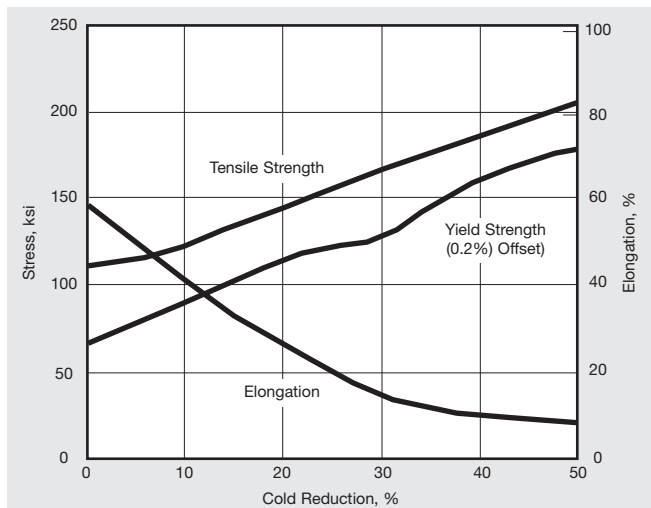


Figure 1. Effect of cold work on room temperature tensile properties.

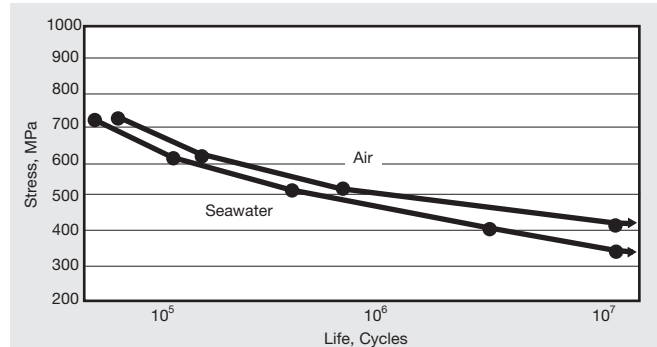


Figure 2. INCONEL alloy 686 fatigue strength at room temperature.

Table 6- High Temperature Tensile Tests*

Temperature		Yield Strength		Tensile Strength		Elongation
°F	°C	ksi	MPa	ksi	MPa	%
75	24	57.5	396	107.3	740	60
200	93	46.8	323	100.2	691	69
400	204	42.1	290	92.1	635	67
600	316	41.7	288	87.3	602	60
800	427	32.5	224	82.6	570	69
1000	538	37.9	261	79.1	545	61

*Average of three heats, 0.25 in (6.4 mm) plate.

Table 7 - Effect of 100-h High-Temperature Exposure on Room-Temperature and Low-Temperature Impact Strength

Exposure Temperature		Test Temperature		Impact Strength	
°F	°C	°F	°C	ft-lbf	J
As annealed		70	20	299	405
1000	540	70	20	295	400
1200	650	70	20	296	401
1400	760	70	20	18.5	25.1
1600	870	70	20	6.0	8.1
1800	980	70	20	2.0	2.7
As annealed		-320	-196	298	404
1000	540	-320	-196	299	405
1200	650	-320	-196	297	403
1400	760	-320	-196	9.0	12.2
1600	870	-320	-196	2.5	3.4
1800	980	-320	-196	2.0	2.7

Corrosion Resistance

INCONEL alloy 686 offers outstanding resistance to general corrosion, to stress-corrosion cracking, and to pitting and crevice corrosion. Its resistance to intergranular precipitation during welding maintains its corrosion-resistance in the heat-affect zones of welded joints.

It offers resistance to both reducing and oxidizing acids and to mixed acid solutions. It is especially suited to handling mixed acids containing high concentrations of halides. It has shown good resistance to mixed acid media with pH levels of 1 or less, and chloride levels of over 100,000 ppm.

Alloy resistance to pitting corrosion is often compared by reference to the so-called “Pitting Resistance Equivalency Number” - the PREN. Performance potential can be compared by the calculation:

$$PREN = \%Cr + 1.5 (\%Mo + \%W + \%Nb)$$

In ascending order of excellence, the highly alloyed INCONEL alloy 686 is proved as the optimum choice among commercially available, pit-resistant, Ni-Cr-Mo alloys:

INCONEL alloy 686	51
INCONEL alloy 22	47
UNS N06059	47
UNS N06200	47
UNS N06022	46
UNS N10276	45
UNS N06625	40

Table 8 - Effect of Heat Treatment on IGA Resistance*

Alloy	Corrosion Rate, mpy (mm/a)			
	Annealed	Annealed + Reheated for 1h at:		
		1400°F (760°C)	1600°F (870°C)	1800°F (980°C)
INCONEL alloy 686	12 (0.30)	13 (0.33)	17 (0.43)	27 (0.69)
INCONEL alloy 22	7 (0.18)	2022 (51)	1982 (50)	75 (1.9)
UNS N06022	6 (0.15)	2283 (58)	2056 (52)	2306 (59)
INCONEL alloy C-276	45 (1.1)	>1000 (>25)	>1000 (>25)	>1000 (>25)

*ASTM G-28, B. 24-Hour Test.

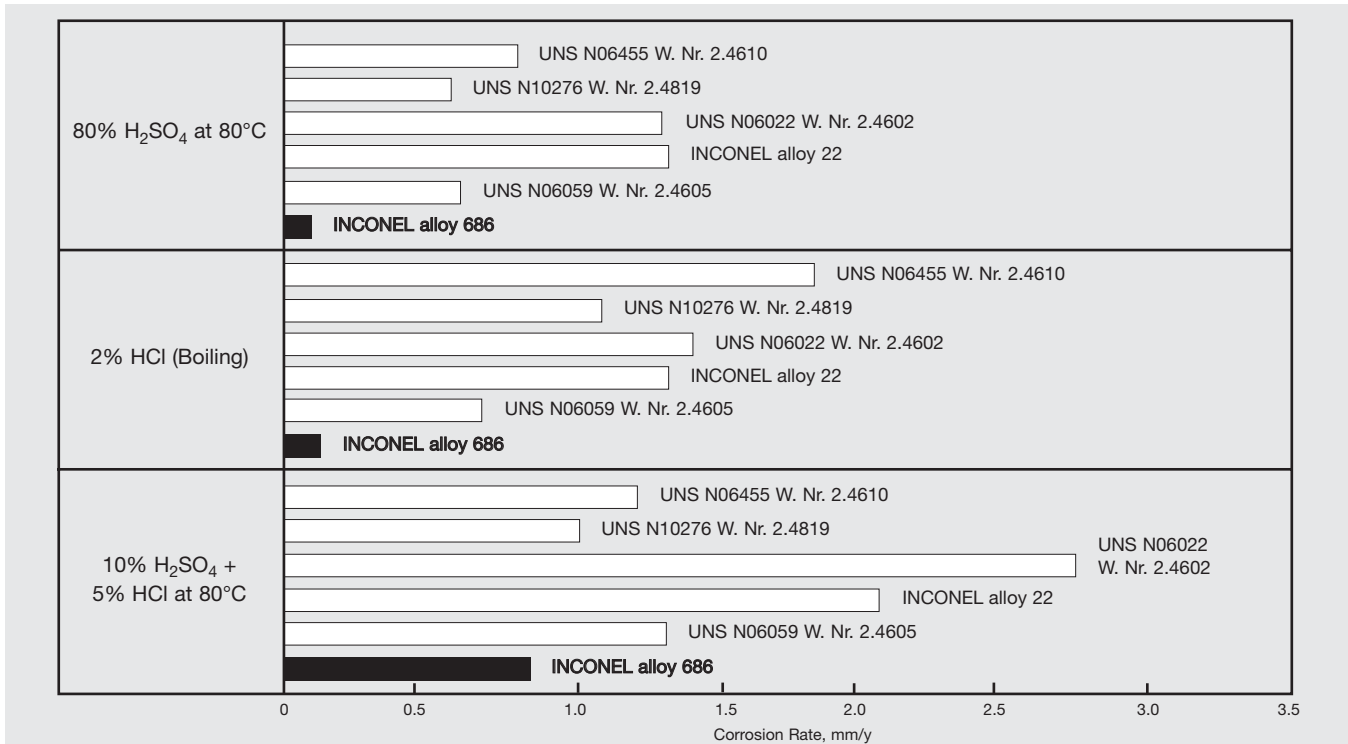


Figure 3. General corrosion-resistance of nickel base alloys in acid solutions. Special Metals laboratory test data.

INCONEL® alloy 686

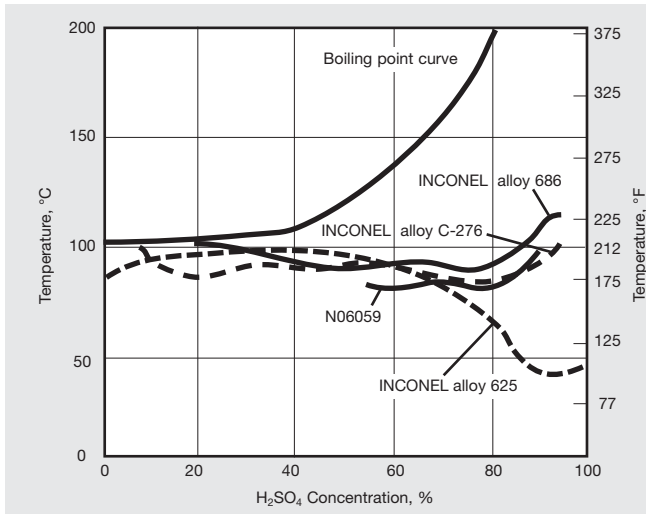


Figure 4. Comparative behavior of several nickel base alloys in sulfuric acid. The iso-corrosion lines indicate a corrosion rate of 20 mpy (0.51 mm/y).

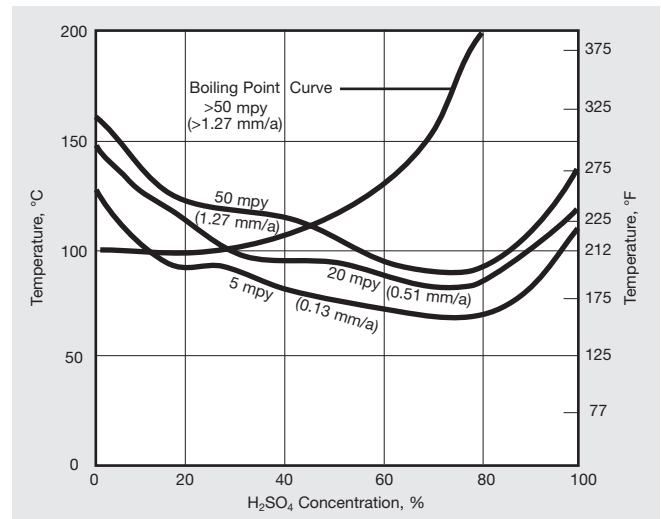


Figure 5. Iso-corrosion chart for INCONEL alloy 686 in sulfuric acid.

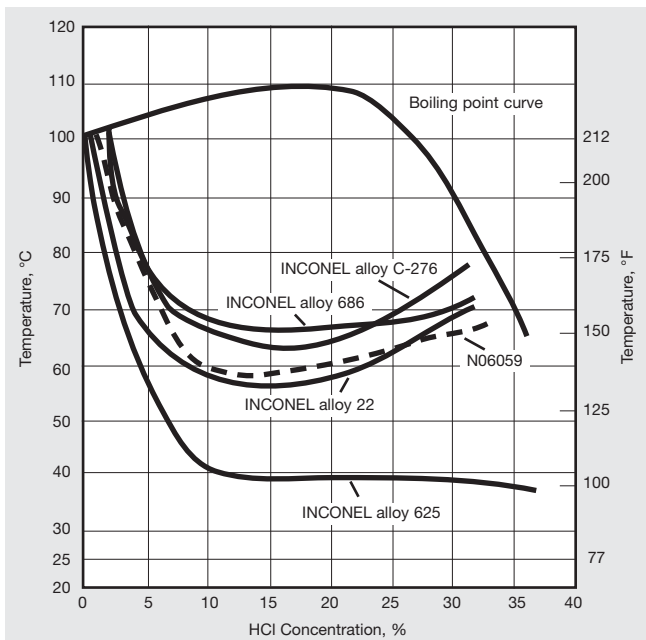


Figure 6. Comparative behavior of several nickel base alloys in hydrochloric acid. The iso-corrosion lines indicate a corrosion rate of 20 mpy (0.51 mm/a).

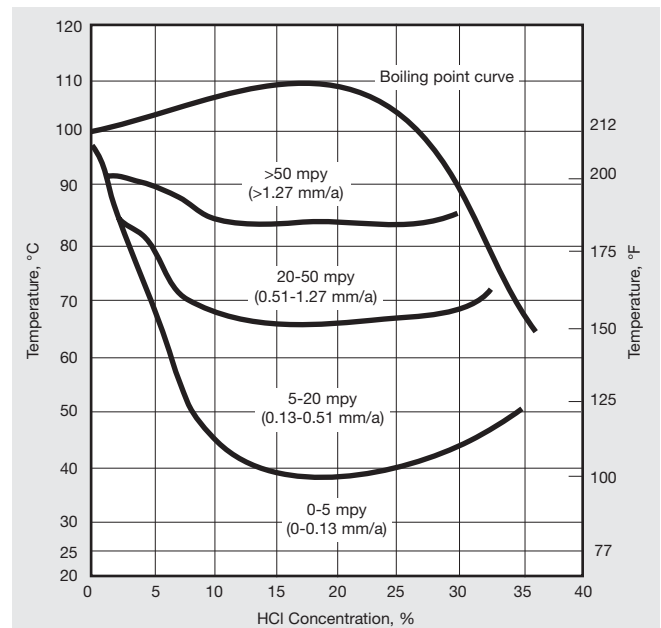


Figure 7. Iso-corrosion chart for INCONEL alloy 686 in hydrochloric acid.

Table 9 - Corrosion Rates in Acid Solutions^a

Alloy	Corrosion Rate, mpy (mm/a)			
	80% H ₂ SO ₄ 176°F (80°C)	2% HCl Boiling	10% H ₂ SO ₄ + 2% HCl Boiling	10% H ₂ SO ₄ + 5% HCl 176°F (80°C)
INCONEL alloy 686 ^b	4 (0.10)	6 (0.15)	132 (3.35)	34 (0.86)
UNS N10276	23 (0.58)	43 (1.09)	138 (3.51)	-
INCONEL alloy 22	52 (1.32)	52 (1.32)	279 (7.09)	82 (2.08)
UNS N06022	51 (1.30)	55 (1.40)	370 (9.40)	109 (2.77)

^aOne week test duration.

^bAverage of two tests.

Table 10 - Corrosion Rates in Simulated FGD Outlet-Duct Environments^a

Alloy	Corrosion Rate, mpy (mm/a)		
	Solution One ^b	Solution Two ^c	Solution Three ^d
INCONEL alloy 686	14 (0.36)	23 (0.58)	274 (6.96)
UNS N10276	54 (1.37)	28 (0.71)	238 (6.05)
INCONEL alloy 22	12 (0.31)	40 (1.02)	279 (7.09)
UNS N06059	8 (0.21)	47 (1.20)	308 (7.82)

^aOne week test duration.

^b60% H₂SO₄ + 0.5% HCl + 0.1% HF + 0.1% HNO₃ at 85°C (185°F).

^c60% H₂SO₄ + 2.5% HCl + 0.2% HF + 0.5% flyash at 80°C (176°F).

^d70% H₂SO₄ + 2.5% HCl + 0.2% HF at 105°C (221°F).

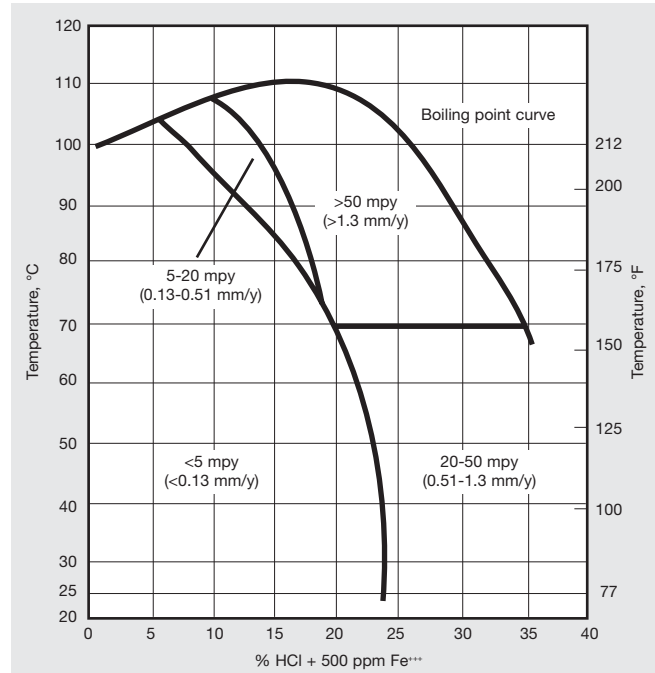


Figure 8. Corrosion resistance of INCONEL alloy 686 in hydrochloric acid + 500 ppm Fe⁺⁺⁺. The iso-corrosion curves show temperatures and concentrations that cover the corrosion rate range from <5 mpy (<0.13 mm/y) to >50 mpy (>1.3 mm/y).

Table 11 - Corrosion Rates in Hydrochloric and Phosphoric Acids^a

Solution	Temperature		Corrosion Rate, mpy (mm/a)			
	°C	°F	INCONEL alloy C-276	INCOLOY alloy 25-6MO	INCONEL alloy 22	INCONEL alloy 686
0.2% HCl	Boiling	Boiling	<1 (<0.025)	<1 (<0.025)	<1 (<0.025)	<1 (<0.025)
1% HCl	Boiling	Boiling	13 (0.33)	119 (3.02)	3 (0.08)	2 (0.05)
5% HCl	70	158	13 (0.33)	142 (3.61)	19 (0.48)	10 (0.25)
	50	122	4 (0.10)	43 (1.09)	5 (0.13)	2 (0.05)
85% H ₃ PO ₄	Boiling	Boiling	10 (0.25)	114 (2.90)	13 (0.33)	16 (0.41)
	90	194	<1 (<0.025)	11 (0.30)	<1 (<0.025)	<1 (<0.025)

^a192-h tests.

INCONEL® alloy 686

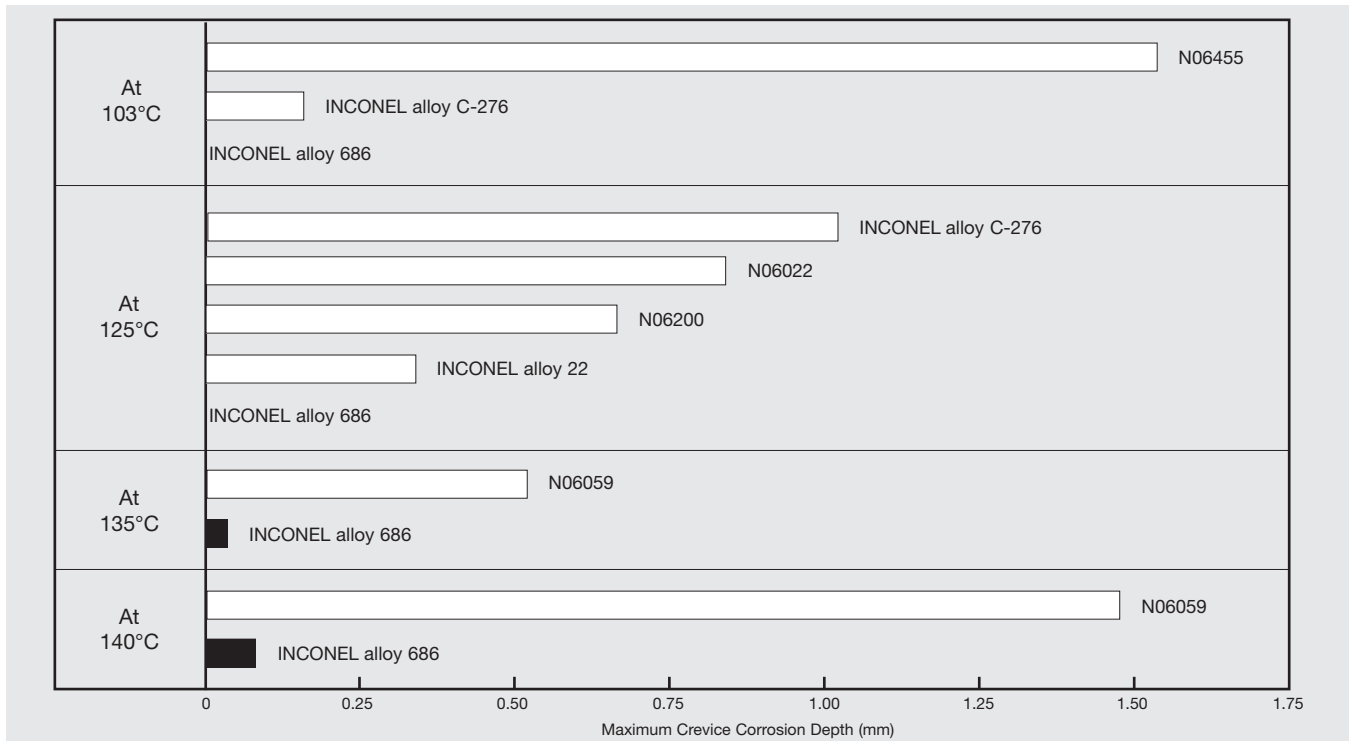


Figure 9. Relative resistance of nickel base alloys to crevice corrosion as a function of temperature in “Green Death” solution (11.9% H₂SO₄ + 1.3% HCl + 1.0% FeCl₃ + 1.0% CuCl₂). Special Metals laboratory test data.

Table 12 - Critical Crevice and Critical Pitting Temperatures in an Acidified 6% Ferric Chloride Solution (ASTM G48, Methods C & D)

Alloy	Critical Crevice Temperature		Critical Pitting Temperature	
	°C	°F	°C	°F
INCONEL alloy 686	>85	>185	>85	>185
UNS N06059	>85	>185	>85	>185
INCONEL alloy 22	75	167	>85	>185
UNS N06022	58	136	>85	>185
UNS N10276	50	122	>85	>185
INCOLOY alloy 27-7MO	50	122	>85	>185
UNS N06625	35	95	>85	>185
INCOLOY alloy 25-6MO	30	86	70	158
INCOLOY alloy 825	5	41	30	86
AISI 316 Stainless Steel	<0	<32	20	68

Corrosion Resistance - Marine Applications

INCONEL alloy 686 exhibits excellent resistance to general, galvanic, and localized corrosion and hydrogen embrittlement in seawater (Tables 14,15 and 16). In addition, seawater has only a minor effect on the fatigue strength of the alloy (Figure 2). Thus, alloy 686 is an ideal material for marine service.

Alloy 686 fasteners (bolts, nuts, studs, etc.) perform well in marine service. Alloy 686 can be strengthened by cold working to yield strength levels of 150 ksi if high strength bolting is required. These high strength fasteners offer essentially the same resistance to corrosion in seawater as annealed material.

INCONEL alloy 686 welding products (INCO-WELD 686CPT) are ideal for overlay of ferrous components for marine service. With their high alloy content and low iron content, overlays deposited with alloy 686 welding products offer excellent corrosion resistance. It is often possible to use thinner overlay deposited with fewer weld layers when using alloy 686 products as compared with other commonly used welding products (e.g., alloy C-276 welding products).

Table 14 - Resistance to Crevice Corrosion in Chlorinated Seawater at 60°C for 60 days

Material Tested	Depth of Crevice Attack (mils)
INCONEL alloy 686	0
AISI 316 SS	2
DUPLEX SS 2207	2
INCONEL alloy 625	2

Table 13 - Resistance to Crevice Corrosion in Solution Saturated with Sodium Chloride and Sulfur Dioxide at 80°C (176°F)^a

Alloy	Crevice Corrosion			Edge Pitting		
	Crevices Attacked, %	Maximum Attack		Number of Pits	Maximum Attack	
		mils	mm		mils	mm
Plate						
INCONEL alloy 686	1.3	<1	<0.025	0	0	0
INCONEL alloy 22 ^b	56.7	6	0.15	2	2	0.05
INCONEL alloy C-276 ^c	80.3	20	0.51	4	35	0.89
Sheet						
INCONEL alloy 686	36.3	8	0.20	1	<1	<0.025
INCONEL alloy 22 ^b	61.3	10	0.25	14	3	0.08
INCONEL alloy C-276 ^c	83.3	14	0.36	10	7	0.18

^aOne week test duration. Each value is the average of three tests.

^bContained shallow pits in random areas.

^cContained deep pits in random areas.

Table 15 - Resistance to Crevice Corrosion in Quiescent Seawater at 25°C (77°F) for 60 Days

Wrought Materials	Sites Attacked/Available	Maximum Attack, mm (mils)
INCONEL alloy 686	0/6	0.00 (0)
INCONEL alloy 625	2/6	0.11 (4)
INCONEL alloy C-276	0/6	0.00 (0)
C-276 (UNS N10276)*	0/6	0.02 (1)
Weldments	Sites Attacked/Available	Maximum Attack, mm (mils)
INCO-WELD FM 686CPT	0/6	0.00 (0)
INCONEL FM 625	1/2	0.49 (19)

*Not SMC manufacturer.

Table 16 - Resistance to Crevice Corrosion in Flowing Seawater at 14.4°C (58°F) for 180 Days

Alloy	Mass Loss (g)	Crevice Corrosion	Max. Depth of Attack, mm (mils)
INCONEL alloy 625	0.0023	Yes	0.01 (0.4)
	0.0045	Yes	0.02 (0.8)
	0.1652	Yes	0.12 (5.0)
INCONEL alloy C-276	Nil	No	0 (0)
	Nil	No	0 (0)
INCONEL alloy 686	Nil	No	0 (0)
	Nil	No	0 (0)

Fabrication

INCONEL alloy 686 is readily fabricated. Forming operations can be by standard methods used for other high-nickel alloys such as INCONEL alloys C-276, 22 and 625. Work hardening during cold forming may make intermediate annealing necessary.

Hot forming should be between 1600 and 2250°F (870 and 1230°C), with all heavy forming above 2000°F (1090°C). INCONEL alloy 686 is normally annealed at 2150-2200°F (1180-1200°C) with rapid cooling.

Welding

INCONEL alloy 686 is readily weldable and needs no post-weld heat treatment to restore corrosion resistance. Recommended welding products are INCO-WELD welding electrode 686CPT for shielded-metal-arc welding and INCO-WELD filler metal 686CPT for gas-metal-arc and gas-tungsten-arc processes.

Information on joining is available in the Special Metals publication “Joining” on the websites www.specialmetals.com and www.specialmetalswelding.com.

Machining

Information on machining is available in the Special Metals publication “Machining” on the company website, www.specialmetals.com.

Table 17 - Recommended Conditions for Turning with Single Point Tools

Hardness	Depth of Cut		High Speed Steel				Tool	Carbide						Tool
			Surface Speed		Feed			Surface Speed				Feed		
	in	mm	fpm	m/min	ipr	mm/rev		Brazed Tool		Throw Away		ipr	m/rev	
								fpm	m/min	fpm	m/min			
85R _b	0.25	6.35	12-18	3.7-5.5	1/100	1/4	T-5	30-40	10-12	40-60	12-18	1/100	1/4	C-2
45R _c	0.05	1.27	15-20	4.6-6.1	2/250	1/5	M-36	40-50	12-15	50-100	15-30	2/250	1/5	C-2

Available Products and Specifications

INCONEL alloy 686 is designated as UNS N06686 and Werkstoff Number 2.4606 (NiCr21Mo16W). Allowable design stresses for ASME Section VIII, Division 1 construction for service up to 800°F are defined in ASME Code Case 2198 and Table 1B of ASME Section II, Part D. For ASME fabrication, alloy 686 is classified as a P-No.43 material.. Alloy 686 is approved by VdTÜV for use at temperatures up to 400°C in Werkstoffblatt 515/12.97. This alloy is approved under NACE MR0175 for oil and gas service.

INCONEL alloy 686 is available in the following product forms: pipe, tube, sheet, strip, plate, round and hexagonal bar, forging stock, wire and wire rod in coil, and welding products. Relevant specifications for the various alloy products are:

All Forms - NACE RP0294

Rod, Bar, Wire and Forging Stock - ASTM B 462, ASTM B 564 / ASME SB 564, ASTM B 574 / ASME B 574, DIN 17752, DIN 17753, DIN 17754

Plate, Sheet and Strip - ASTM B 575 / ASME SB 575, ASTM B 906 / ASME SB 906, DIN 17750

Pipe and Tube - ASTM B 163 / ASME SB 163, ASTM B 619 / ASME SB 619, ASTM B 622 / ASME SB 622, ASTM B 626 / ASME SB 626, ASTM B 751 / ASME SB 751, ASTM B 775 / ASME SB 775, ASTM B 829 / ASME SB 829, DIN 17751

Welding Products - INCO-WELD Filler Metal 686CPT - AWS A5.14 / ERNiCrMo-14, INCO-WELD Welding Electrode 686CPT - AWS A5.11 / ENiCrMo-14

Fasteners - ASTM F 467, F 467M, F 468, F 468M; SAE/AMS J2295, J2271, J2655, J2280, J2484, J2485

Composition - DIN 17744

Welding Products

INCO-WELD® 686CPT® welding products are used for joining nickel alloys such as INCONEL alloys 686, C-276 or 22, and UNS N06022, N06059 and N06200 as well as duplex, super-duplex and super-austenitic stainless steels like INCOLOY alloys 25-6MO and 27-7MO, and UNS N08367, NO8926, and NO8031. They are also useful for dissimilar metal welding, offering protection against preferential weld-metal attack when used for joining Mo-containing alloys or alloy-clad steels

The corrosion resistance of welds made in these materials using the 686CPT consumables is consistently greater than that of welds made using matched composition welding products and usually better than that of the base metals themselves. They are used in chemical and petrochemical processing, pollution control, oil and gas extraction, oil refining, and in marine environments.

INCO-WELD welding electrode 686CPT is an all-position shielded-metal-arc electrode. Filler metal 686CPT is used for gas-metal-arc and gas-tungsten-arc welding, and for submerged-arc welding using INCOFLUX® NT120. Electroslag overlaying can also be carried out using INCO-WELD weldstrip 686CPT with INCOFLUX ESS1.

For more information on INCO-WELD 686CPT and other welding products, visit the website www.specialmetalswelding.com.

Table 18 - General corrosion resistance in 10% H₂SO₄ + 2% HCl, at 80°C, for 7 days^a

Base Metal/ Filler Metal	GTAW sheet	GMAW-P sheet	SMAW plate
INCONEL alloy 686/ 686CPT	16 (0.4)	19 (0.5)	23 (0.6)
INCONEL alloy 22/ 686CPT	45 (1.1)	42 (1.1)	43 (1.1)
INCONEL alloy 22/ 622	54 (1.4)	46 (1.2)	49 (1.2)
UNS N06022/ 686CPT	49 (1.2)	45 (1.1)	61 (1.5)
UNS N06022/ N06022	49 (1.2)	50 (1.3)	70 (1.8)
INCONEL alloy C-276/ 686CPT	29 (0.7) ^b	24 (0.6)	33 (0.8)
INCONEL alloy C-276/ C-276	29 (0.7)	26 (0.7)	27 (0.9)

^aAverage corrosion rates from 2 tests, mpy (mm/a).

^bSlight heat-affected zone attack.


Table 19 - Pitting Results for Welded Plate Specimens*

Base Metal Alloy	Weld Filler Metal	Maximum Pitting Depth of Attacks, mils (mm) Average Results for Duplicate Specimens					
		GTAW		GMAW-Pulsed		SMAW	
		Base Metal	Weld Metal	Base Metal	Weld Metal	Base Metal	Weld Metal
INCONEL alloy 686	INCO-WELD 686CPT	0	0	0	0	0	0
INCONEL alloy 22	INCO-WELD 686CPT	0	0	12 (0.3)	0	0	0
INCONEL alloy 22	INCONEL alloy 622	0	0	0	0	0	10 (0.3)
UNS N06022	INCO-WELD 686CPT	0	0	16 (0.4)	8 (0.2)	0	0
UNS N06022	N06022	29 (0.7)	54 (1.4)	49 (1.2)	45 (1.1)	33 (0.8)	48 (1.2)
INCONEL alloy C-276	INCO-WELD 686CPT	29 (0.7)	18 (0.5)	26 (0.7)	19 (0.5)	28 (0.7)	3 (0.08)
INCONEL alloy C-276	INCONEL alloy C-276	5 (0.1)	34 (0.9)	24 (0.6)	41 (1.0)	20 (0.5)	43 (1.1)

*Saturated SO₂ + 26% NaCl at 80°C for 336 hours.

Overmatched Welding Products

Nickel-chromium-molybdenum alloys are widely used in pollution control, chemical processing, marine, pulp and paper, and oil and gas industries for their resistance to corrosion by many aggressive media, high strength, ease of fabrication, and versatility. Most applications require that the alloy products be welded. Because of the differences in melting points of the elements within these alloys (especially molybdenum) and the rapid solidification and cooling rates associated with welding, elemental segregation often occurs in welds. This results in some components of the as-cast weld structure being enriched in alloying elements while others are depleted. Thus, weldments can exhibit compromised corrosion resistance compared to the wrought base metal. To counter this effect, such alloys are joined with welding products with overmatching chemical composition. In other words, welding products with increased contents of the elements which tend to segregate, principally molybdenum, are used to offset the effects of segregation. For example, molybdenum-bearing austenitic and super-austenitic stainless steels (e.g., AISI Grades 316 and 317 stainless steel and INCOLOY alloy 25-6MO) are joined using INCONEL 622 or 625 welding products. Just as these welding products are successfully used with moderately alloyed grades, INCO-WELD 686CPT welding products produce overmatching weldments in highly alloyed, corrosion-resistant materials. The effectiveness of the 686CPT products in resisting corrosion when deposited in various corrosion-resistant alloys is seen in the data presented in Table 20 and the accompanying figures. While matching composition weldments are severely attacked by the aggressive media, the 686CPT weldments are fully resistant.




INCONEL alloy 686 welded with INCO-WELD Filler Metal 686CPT.

Table 20 - Pitting Test Results for Welded Specimens in “Green Death” solution (11.9% H₂SO₄ + 1.3% HCl + 1%FeCl₃ + 1% CuCl₂)*

Base Metal Alloy	Weld Filler Metal	Maximum Pitting Depth of Attacks, mils (mm) Average Results for Duplicate Specimens			
		GTAW		GMAW-Pulsed	
		Base Metal	Weld Metal	Base Metal	Weld Metal
INCONEL alloy 686	INCO-WELD 686CPT	0	0	0	0
INCONEL alloy 22	INCO-WELD 686CPT	0	0	0	0
INCONEL alloy 22	INCONEL alloy 622	0	189 (4.8)	4 (0.1)	303 (7.7)
UNS N06022**	INCO-WELD 686CPT	35 (0.9)	185 (4.7)	8 (0.2)	0
UNS N06022**	UNS N06022	28 (0.7)	224 (5.7)	63 (1.6)	118 (3.0)
INCONEL alloy C-276	INCO-WELD 686CPT	0	0	0	0
INCONEL alloy C-276	INCONEL alloy C-276	0	244 (6.2)	0	134 (3.4)
UNS N06200	INCO-WELD 686CPT	0	0	-	-
UNS N06200	UNS N06200	0	94 (2.4)	-	-
UNS N06059	INCO-WELD 686CPT	0	0	-	-
UNS N06059	UNS N06059	0	51 (1.3)	-	-

*Boiling at 103°C for 72 Hours.


**Not Special Metals Corporation manufacture.




INCONEL alloy C-276 welded with INCO-WELD Filler Metal 686CPT.




INCONEL alloy C-276 welded with matching filler metal.



INCONEL alloy 22 welded with INCO-WELD Filler Metal 686CPT.




INCONEL alloy 22 welded with matching filler metal.




VDM alloy 59 welded with INCO-WELD Filler Metal 686CPT.




VDM alloy 59 welded with matching filler metal.



Hastelloy C-22 alloy welded with INCO-WELD Filler Metal 686CPT.



Hastelloy C-22 alloy welded with matching filler metal.



Hastelloy C-2000 alloy welded with INCO-WELD Filler Metal 686CPT.



Hastelloy C-2000 alloy welded with matching filler metal.



U.S.A.

Special Metals Corporation

3200 Riverside Drive
Huntington, WV 25705-1771
Phone +1 (304) 526-5100
+1 (800) 334-4626
Fax +1 (304) 526-5643

4317 Middle Settlement Road
New Hartford, NY 13413-5392
Phone +1 (315) 798-2900
+1 (800) 334-8351
Fax +1 (315) 798-2016

United Kingdom

Special Metals Wiggin Ltd.

Holmer Road
Hereford HR4 9SL England
Phone +44 (0) 1432 382200
Fax +44 (0) 1432 264030

Special Metals Welding Products

1401 Burriss Road
Newton, North Carolina 28658, USA
Tel: (828) 465-0352
1-800-624-3411
Fax: (828) 464-8993

Canada House
Bidavon Industrial Estate
Waterloo Road
Bidford-On-Avon
Warwickshire B50 4JN, U.K.
Phone +44 (0) 1789 491780
Fax +44 (0) 1789 491781

Controlled Products Group
590 Seaman Street, Stoney Creek
Ontario L8E 4H1, Canada
Tel: (905) 643-6555
Fax: (905) 643-6614

*HASTELLOY, C-2000, and C-22 are trademarks of Haynes International, Inc.

The data contained in this publication is for informational purposes only and may be revised at any time without prior notice. The data is believed to be accurate and reliable, but Special Metals makes no representation or warranty of any kind (express or implied) and assumes no liability with respect to the accuracy or completeness of the information contained herein. Although the data is believed to be representative of the product, the actual characteristics or performance of the product may vary from what is shown in this publication. Nothing contained in this publication should be construed as guaranteeing the product for a particular use or application.